

Aims and objectives of the Anglers Against Litter survey

Anglers are passionate about the places they fish, and many have been working to restore and conserve their local waters for years. Undertaking litter picks is no different, with clubs, syndicates, and individuals across the country, putting aside their time to pick up litter from our lakes, rivers and beaches to stop it harming the environment.

Sadly, the angling community are often blamed for the litter that is found in our waterways, and whilst some may be left by some individuals, in the majority of cases, anglers are a significant force for good and often unsung heroes when it comes to protecting the environment.

The Anglers Against Litter (AAL) survey aims to provide valuable data to showcase the effort being undertaken by anglers around the country to tackle litter and provide valuable evidence to support campaigning efforts on litter and plastic pollution.

Methodology

The survey will provide a way for supporters of Anglers Against litter to record their litter picking efforts undertaking from source to sea across the UK. These can be completed after any litter pick and will provide valuable data that can be used to provide an annual summary on the volume of litter being collected and volunteer effort that is being undertaken to protect freshwater and marine environments and the fish and wildlife within them.

Groups and individuals can record data in-situ using the Epicollect5 data gathering platform on their mobile phone with the option to record data at home using a PC. Epicollect5 is a proven solution which is free and easy to use.

The survey should only take a few minutes to complete. There is a form available in the appendix which list the questions in Epicollect. You may find it easier to use the form and then add this into Epicollect at the end.

What to do with your litter afterwards?

Every local authority has different preferences on what volunteers should do with the litter they collect. If you plan to collect a large amount of litter, contact your local authority ahead of your event to get advice and to arrange a collection point.

Collected recreational angling line and spools can be recycled through the Anglers National Line Recycling Scheme (ANLRS). This can be sent through to the scheme via post or can be dropped off at a local collection point. You can find their address or the nearest drop off point on their website <https://www.anglers-nlrs.co.uk/>

In the South-East of England there is also the charity called ReAP UK (Reduce Reuse Aquatic Plastic) which may be able to come and collect plastics collected during the litter pick to send these off to be recycled. If you are interested in working with ReAP we advise that you reach out to this organisation before your event to explore the opportunity for them to collect your plastic items. <https://www.reap-uk.org/>

Selecting a sampling site

When choosing a specific site think about:

- **Access**

You need to have permission to access the site.

- **Safety**

Ensure it is easily accessible, and that you have completed an appropriate risk assessment

- **Avoid**

Sites directly below sewage outflows, wastewater pipes, combined sewer overflows should be avoided.

Risk assessment

A risk assessment must be undertaken before the first sampling session, see our [‘Toolkit for clean up events’](#) for an example template. A risk assessment should be completed for every clean up event.

Hazards

When working or volunteering on or near water, there is a danger that persons might slip or fall into the water, be swept off their feet by strong currents, wave action, tide action or swell from passing water traffic. Adverse weather can also be a factor and result in rapidly changing conditions.

Whether or not a person is injured by falling in the water, there is an immediate risk of drowning and/or being carried away by water currents.

Sound precautions must be taken, firstly to prevent persons accidentally entering the water, and secondly to ensure that they are rescued in the shortest possible time. It is essential, when working on near water that safe systems of work are in place based on a thorough risk assessment and that employees and volunteers are properly trained and instructed.

Consideration should also be given to the health implications of working near, or falling into the water, due to water pollution, bites or stings or leptospirosis (Weil’s disease).

Precautions

- Appropriate use of gates, stiles, bridges, platforms, edges, gangways, etc.
- Observe warning signs
- Store equipment where it will not cause a trip hazard
- Avoid slippery areas (caused by water weed, slime, bird droppings, etc.)
- Take into account dangerous weather conditions (rain, rising winds, fog, mist, snow, ice)
- Wear appropriate footwear, clothing and protective gloves
- Observe relevant directives e.g. Environment Agency, Rivers Trust

Using Epicollect to record your survey results

You will be using Epicollect to record information relating to your litter pick.



Why are we using Epicollect?

It is completely free!

- It allows us to create our own projects and forms
- It allows total customisation of forms
- It is user friendly
- It has all the key features we need
- It has a smartphone app as well as a web browser interface

What does Epicollect do?

- Allows you to collect, store, view, and download geolocated data
- Can be used as an app on your mobile smart phone
- Can be accessed on a computer via a web browser

Creating a free Epicollect account

You will need to create a free account online to get started:

- Go to: <https://five.epicollect.net/>
- Select log in in the top right-hand corner
- Currently Epicollect makes signing up easier for those with Google accounts, but it is also possible to use an Apple account or another email address. You do not need a Gmail address to create a free Google account

More information about registering with Epicollect can be found here:

<https://docs.epicollect.net/web-application/manage-users>

You can learn more about Epicollect's privacy policy here:

<https://docs.epicollect.net/about/privacy-policy>

Downloading the Epicollect App



Once you have created your Epicollect account you will need to download the App onto your smart phone.

Versions are available for both Apple and Android phones.

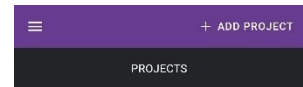
Epicollect support phones and tablets on Android 5.1 onwards - [Download it from the Play Store.](#)

Epicollect support iPhones and iPads with iOS 13+ - [Download it from the App Store.](#)

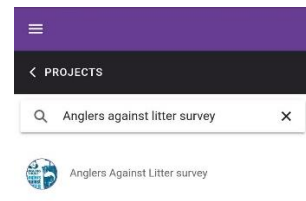
Recording information using the Epicollect App

Before you go to take your first sample

1. Open the Epicollect App
2. Select '+Add Project



3. Search for 'Anglers Against Litter Survey' and add it



Familiarise yourself with the 'Anglers Against Litter Survey' Project in Epicollect before you undertake your litter pick. You can 'test' it beforehand. You can enter data and delete your entries at any time, so do not worry about submitting 'test' entries

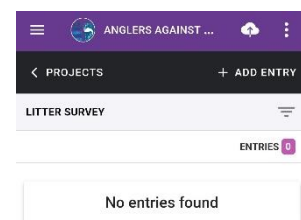
Recording your litter results

Remember, it is best to use the smartphone app in situ, at the survey site.

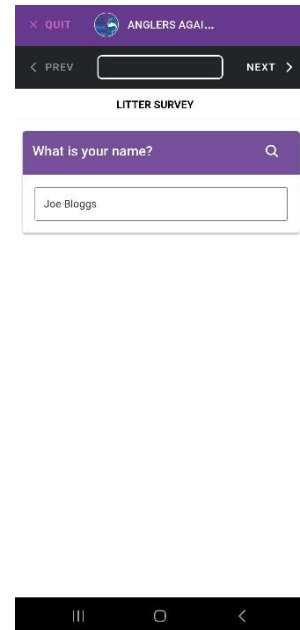
1. Before you start your survey open the Epicollect App and check it is working okay

You do not need to have a mobile phone or wi-fi connection to record data, only to upload it. If there is a problem with the App you can always record your data using paper and pen or taking photos and add the data later using the app or your web browser.

2. Select '+Add entry'



3. Start completing the questions



× QUIT ANGLERS AGAI...

< PREV [] NEXT >

LITTER SURVEY

What is your name? 🔍

Joe Bloggs

☰ ○ <

Taking immediate action if necessary

If you see any of the following:

- Pollution to water or land
- Dead fish or fish gasping for air
- Poaching or illegal fishing
- Main rivers blocked by a vehicle or fallen tree causing risk of flooding
- Damage or danger to the natural environment,
- Collapsed or badly damaged riverbanks
- Unusual changes in river flow

Call the Environment Agency 24-hour Incident Hotline 0800 80 70 60

Appendix: Manual Anglers Against Litter survey sheet

Questions	Response
<i>What is your name?</i>	
<i>Name of club (if applicable)</i>	
<i>Date of litter pick</i>	
<i>Where are you undertaking your litter pick (If using the Epicollect App it should be able to note your location for you if you enable GPS)</i>	
<i>Type of water body? (River, canal, lake, beach, pier, other)</i>	
<i>Duration of litter pick (minutes)</i>	
<i>Number of volunteers that took part</i>	
<i>Number of bags of litter collected</i>	
<i>Photos (unusual items)</i>	
<i>Photos (action shot)</i>	
<i>Any additional observations</i>	

Thank you for taking part in this clean up and litter survey. The data you've collected will help the Angling Trust to raise awareness on litter and campaign for change.

Tell us about your clean up and share your photos on social media using #Anglersagainstlitter